

# Step by Step Guide – Online Learning

How to access the online pre-season information session 2018/2019



SLSA Members Area URL: <https://members.sls.com.au>

**Step 1:** Enter your login credentials, then click on ‘LOG IN’

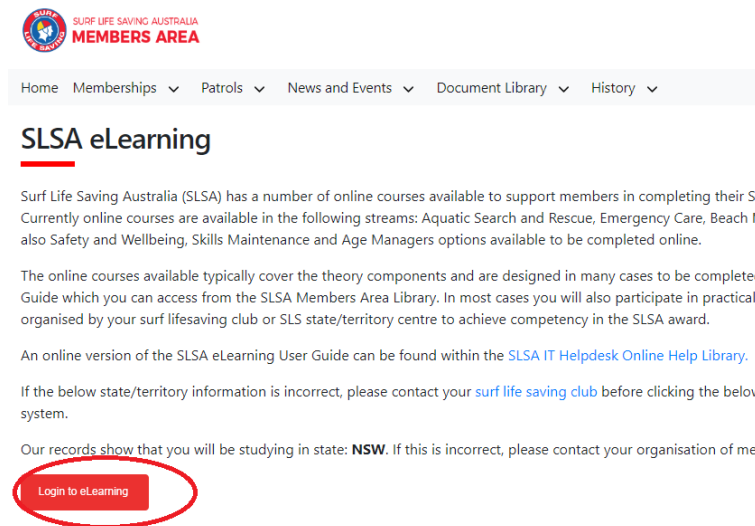


**Step 2:** Click on “Memberships” and select “Courses” from the dropdown list

## Step by Step Guide – Online Learning

How to access the online pre-season information session 2018/2019

**Step 3:** Click on “Login to eLearning” as circled



**SURF LIFE SAVING AUSTRALIA MEMBERS AREA**

Home Memberships ▾ Patrols ▾ News and Events ▾ Document Library ▾ History ▾

### SLSA eLearning

Surf Life Saving Australia (SLSA) has a number of online courses available to support members in completing their SL. Currently online courses are available in the following streams: Aquatic Search and Rescue, Emergency Care, Beach M also Safety and Wellbeing, Skills Maintenance and Age Managers options available to be completed online.

The online courses available typically cover the theory components and are designed in many cases to be completed Guide which you can access from the SLSA Members Area Library. In most cases you will also participate in practical t organised by your surf lifesaving club or SLS state/territory centre to achieve competency in the SLSA award.


An online version of the SLSA eLearning User Guide can be found within the [SLSA IT Helpdesk Online Help Library](#).

If the below state/territory information is incorrect, please contact your [surf life saving club](#) before clicking the below system.

Your records show that you will be studying in state: **NSW**. If this is incorrect, please contact your organisation of men

[Login to eLearning](#)

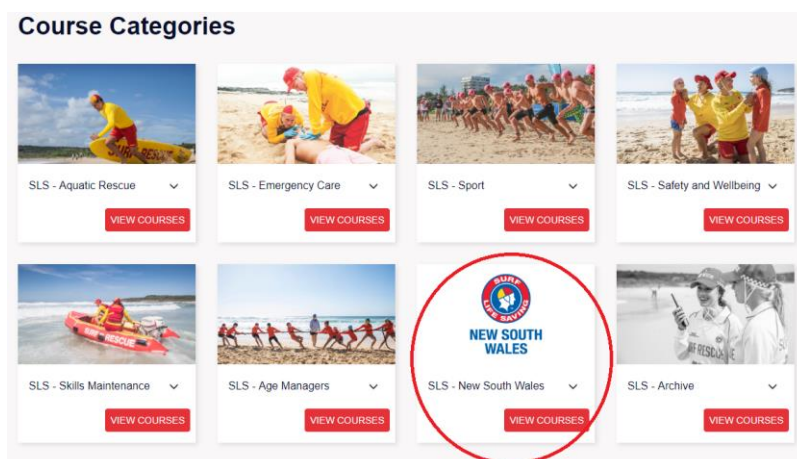
**Step 4:** Click on “Training Library”











**SURF LIFE SAVING**

Home [Training Library](#) My Training Help

**Step 5:** Under course categories, click on “view courses” within the SLS – NEW South Wales’s folder



### Course Categories

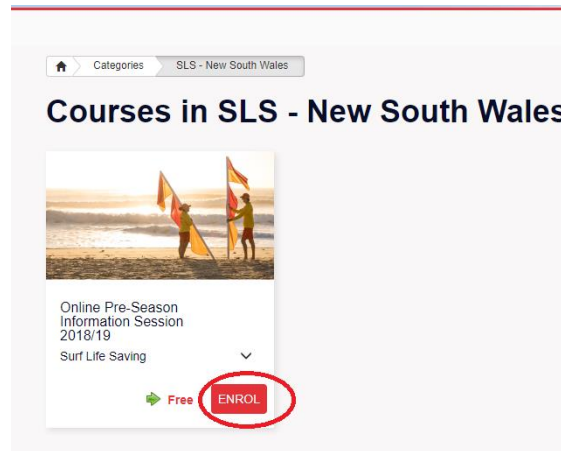
 <p>SLS - Aquatic Rescue ▾</p> <p><a href="#">VIEW COURSES</a></p>	 <p>SLS - Emergency Care ▾</p> <p><a href="#">VIEW COURSES</a></p>	 <p>SLS - Sport ▾</p> <p><a href="#">VIEW COURSES</a></p>	 <p>SLS - Safety and Wellbeing ▾</p> <p><a href="#">VIEW COURSES</a></p>
 <p>SLS - Skills Maintenance ▾</p> <p><a href="#">VIEW COURSES</a></p>	 <p>SLS - Age Managers ▾</p> <p><a href="#">VIEW COURSES</a></p>	 <p><b>SURF LIFE SAVING</b> <b>NEW SOUTH WALES</b></p> <p>SLS - New South Wales ▾</p> <p><a href="#">VIEW COURSES</a></p>	 <p>SLS - Archive ▾</p> <p><a href="#">VIEW COURSES</a></p>

## Step by Step Guide – Online Learning

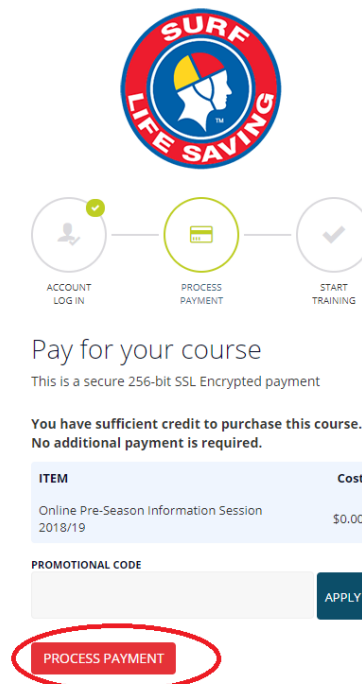
How to access the online pre-season information session 2018/2019



**Step 6:** Click on “Enrol” as circled



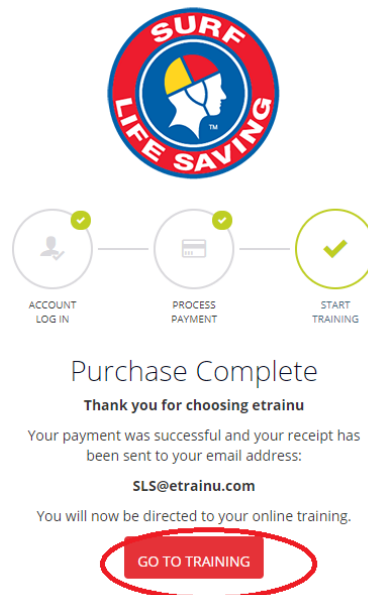
**Step 7:** Click on “Process Payment” as circled



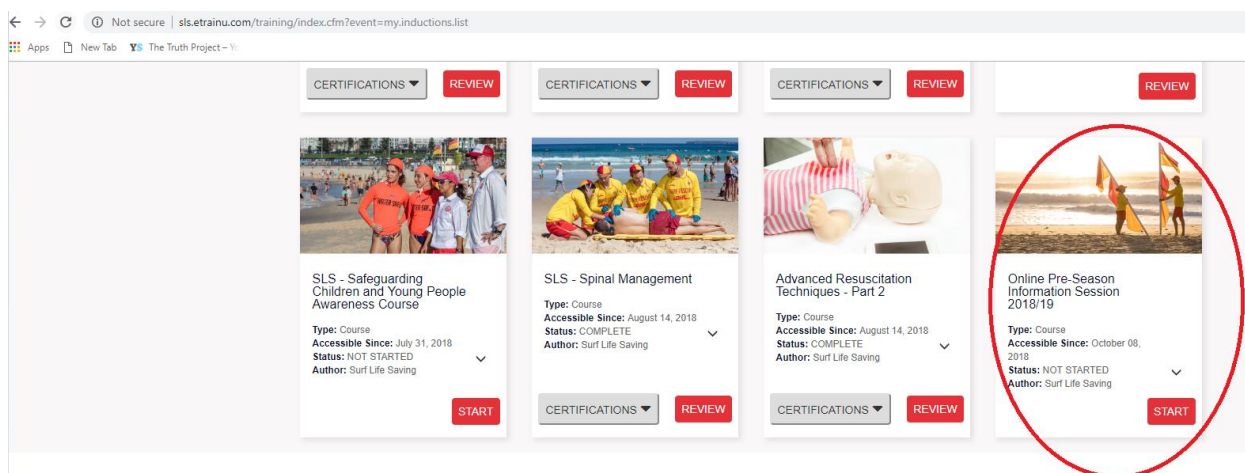
## Step by Step Guide – Online Learning

How to access the online pre-season information session 2018/2019

**Step 8:** Click on “Go To Training” as circled



**Step 9:** Click on “Start” to begin the session



If you are completing this session on your electronic device (eg. iPhone, iPad etc), the ringer needs to be turned on for the audio to be functional

## We are here to help...

If you have any queries regarding this step by step guide please do not hesitate to contact us by email [education@surflifesaving.com.au](mailto:education@surflifesaving.com.au)

Alternatively, please [Click here](#) to access the current version of the eLearning User Guide.