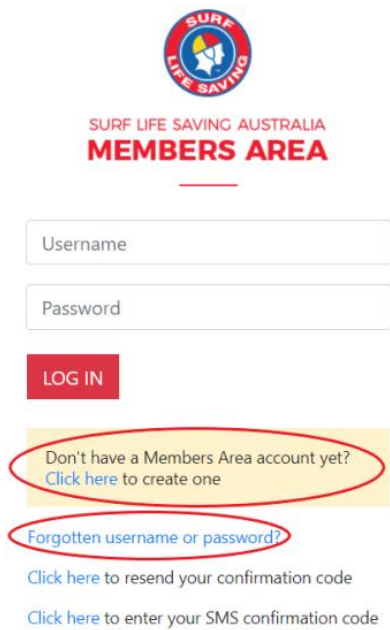


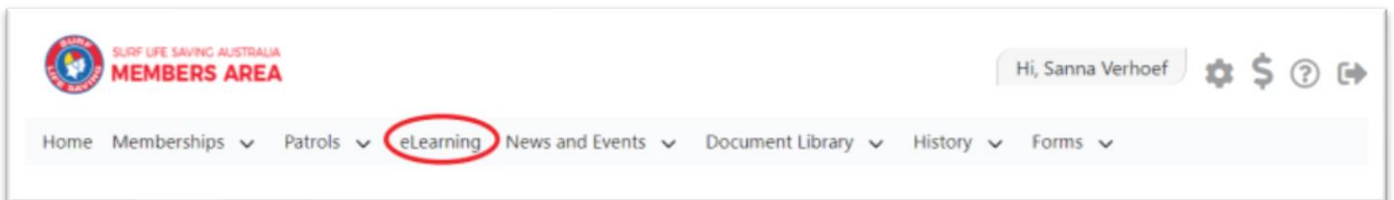
# How to access the online Skills Maintenance courses

In order to access the Skills Maintenance online Learning courses and assessment you will need to have a [SLS Members Area](#) account. To log into your account, go to [members.sls.com.au](https://members.sls.com.au) and enter your login details. If you do not have a Members Area account, you can easily create one using the create account option. If you don't remember your username or password, you can also easily re-set your password by clicking on the forgot password option.

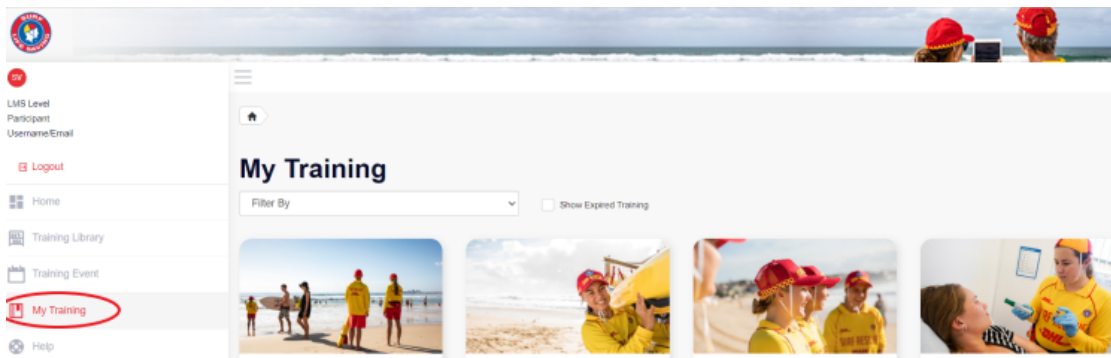
Once you have logged into your SLS Member Area account follow the below steps to access your Skills Maintenance courses.



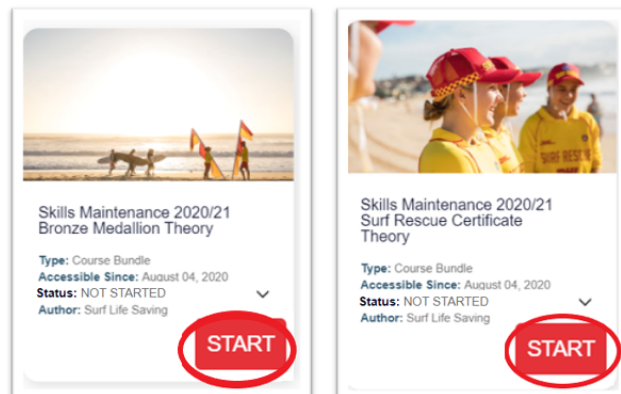
1. Select *eLearning* from the options along the top of the screen.



2. Once you are on the eLearning page, from the options on the left select *My Training*.

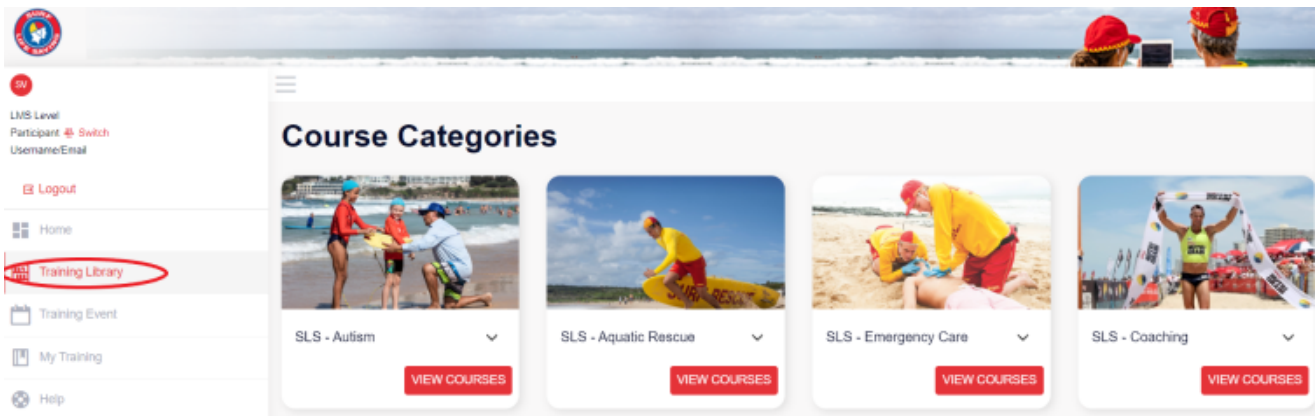


3. Once you have selected the *My Training* option, all the courses in which you are enrolled will appear. Look for the *Skills Maintenance 2020/21 Bronze Medallion Theory* or the *Skills Maintenance 2020/21 Surf Rescue Certificate Theory* course and press on the *Start* button. This will take you to all the modules that you need to complete for your skills maintenance, you must complete each module and the theory questions for the eLearning component to show as complete.

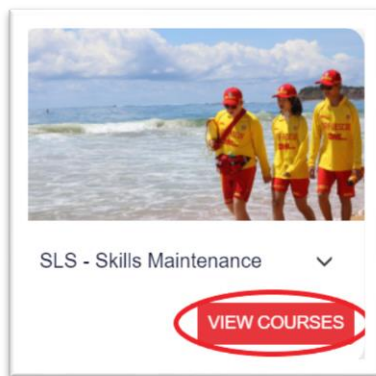


**Note:** Some members will not have been automatically enrolled into the course. If you can't find the course in your *My Training* then you need to enrol into the course yourself, you can do this by following the remaining steps below.

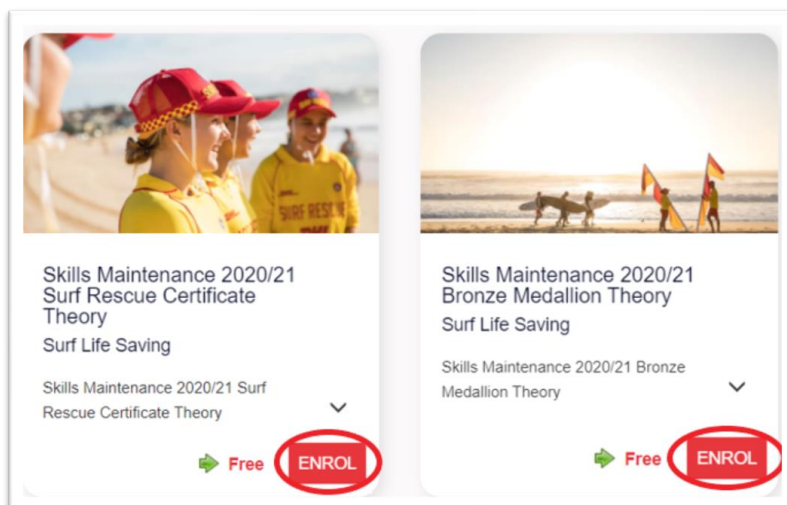
4. From the options on the left select the *Training Library* option. This will take you to all the courses available for enrolment.



5. Look for *SLS – Skills Maintenance* and select *View Courses*



6. Select the course in which you want to enrol, either the *Skills Maintenance 2020/21 Bronze Medallion Theory* or the *Skills Maintenance 2020/21 Surf Rescue Certificate Theory* course and press on the *Enrol* button. This will take you to all the modules that you need to complete for your skills maintenance, you must complete each module and the theory questions for the eLearning component to show as complete.



**Note:** Now that you are enrolled in the course it will now appear in your *My Training* area, to access the course again, follow steps 1-3 above.